

MEASURES










DIMENSIONS H x W x D	627x1120x470mm
GROSS/NET WEIGHT	183/163 kg
FIREWOOD ENTRANCE	885x300 mm
SMOKE FLUE	Ø 150-153 mm Top
EXTERNAL AIR INTAKE	Ø 80 mm

CHARACTERISTICS

CAST IRON GRILL	
PANORAMIC VISION	
STEEL BODY SHEET	3 mm
NOMINAL HEAT OUTPUT	8,9 KW
EFFICIENCY	81 %
CO EMISSIONS	0,10 %
HEAT RESISTANT PAINT	800°C
CERAMIC GLASS HEAT RESISTANCE	750°C

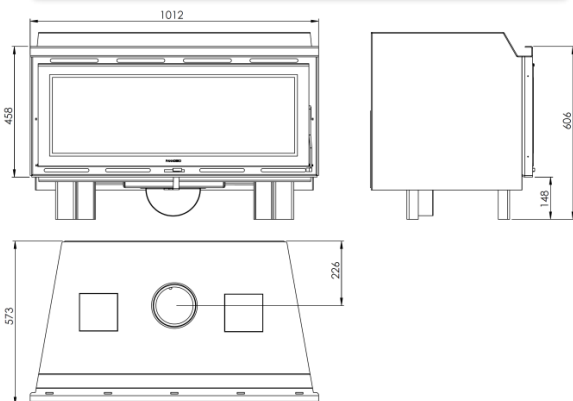
PRODUCT PLUS

ECODESIGN

-  EXTERNAL AIR INTAKE
-  VERMICULITE LINING
-  PRINTED GLASS
-  WOOD LOGS 80 CM
-  240 m³ HEATING VOLUME
-  CLEAN GLASS SYSTEM
-  DOUBLE COMBUSTION
-  AIR DUCTING
-  TANGENTIAL VENTILATOR

DC-100

EcoDesign



EAN 8426964249019
REF. 24901



BlmSchV2

